


Top Cross Brace

Mid Cross Brace


Bottom Cross Brace




Starter Rail: 1-1/4" x 1-1/2" with threaded steel cross dowels and J-Bolts in both ends.



Add-on Rail: 1-1/4" x 1-1/2" with threaded steel cross dowels in both ends. All-thread bolt installed.



Starter Kickboard: 3/4" x 3-3/8" with threaded steel cross dowels and J-Bolts in both ends.

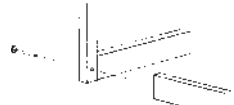
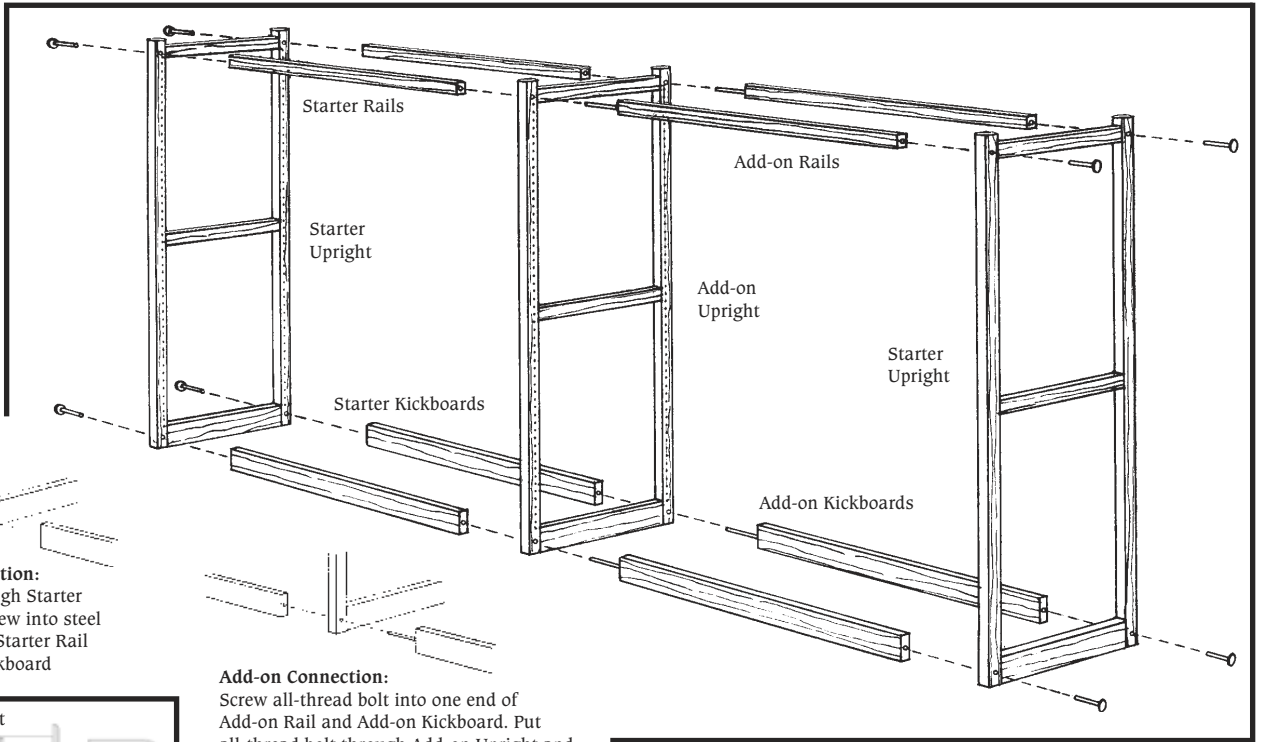


Add-on Kickboard: 3/4" x 3-3/8" with threaded steel cross dowels in both ends. All-thread bolt installed.

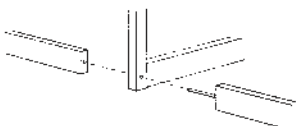


Shelves rest on pins inserted into pin holes in uprights.

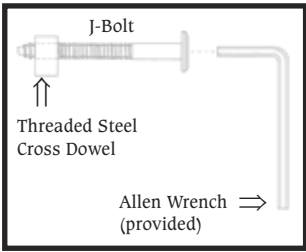
Starter Upright:
Pin Holes on inside ONLY.
Add-on Upright:
Pin Holes bored through.



Starter Connection:
Put J-Bolt through Starter upright and screw into steel cross dowel of Starter Rail and Starter Kickboard



Add-on Connection:
Screw all-thread bolt into one end of Add-on Rail and Add-on Kickboard. Put all-thread bolt through Add-on Upright and twist into steel cross dowel embedded in Starter Rail and Starter Kickboard. Use J-Bolt to attach other end of Add-on Rail and Add-on Kickboard to Starter Upright.



Back Panels ship in one piece. Screw onto uprights.



Starter

Starter & Add-on

Back-to-back

Back Panel

End Cap

