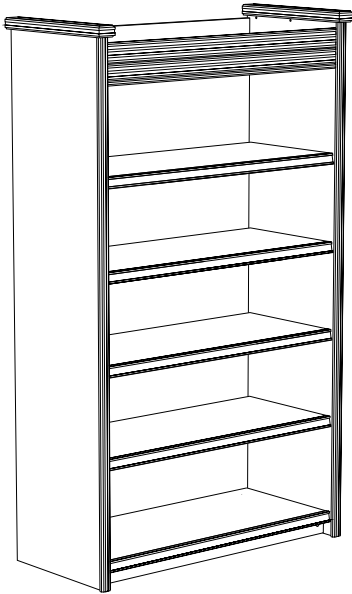


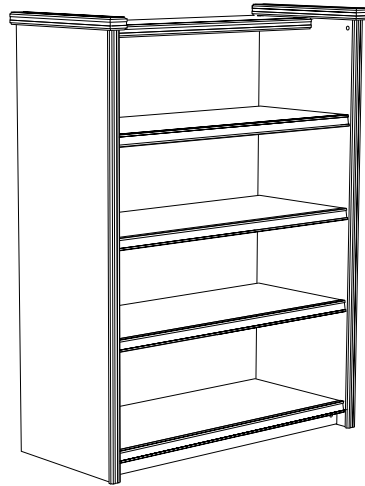
prices: \$ wood / \$ stain / \$ melamine

**NEWConcept Wine Units w/Shelves**

Starter and add-on units with Shelves.  
Available with taped edge or pattern moulding (shown).



**A. 5-level w/Shelves** – Holds 30 cases  
**Taped Edge**  
Starter: 22" D x 50" W x 92" H  
Add-on: 22" D x 49" W x 92" H  
W\*W-TR50-5LS4HT \$1,260 / \$1,537 / \$807 Str  
W\*W-TR49-5LA4HT \$1,067 / \$1,301 / \$707 Add  
**Pattern Moulding**  
Starter: 23" D x 50" W x 94" H  
Add-on: 23" D x 49" W x 94" H  
W\*W-TR50-5LS4HP# \$1,476 / \$1,800 Str  
W\*W-TR49-5LA4HP# \$1,234 / \$1,505 Add




**B. 4-level w/Shelves** – Holds 24 cases  
**Taped Edge**  
Starter: 22" D x 50" W x 68" H  
Add-on: 22" D x 49" W x 68" H  
W\*W-TR50-4LS3HT \$1,053 / \$1,284 / \$703 Str  
W\*W-TR49-4LA3HT \$903 / \$1,101 / \$601 Add  
**Pattern Moulding**  
Starter: 23" D x 50" W x 70" H  
Add-on: 23" D x 49" W x 70" H  
W\*W-TR50-4LS3HP# \$1,203 / \$1,467 Str  
W\*W-TR49-4LA3HP# \$991 / \$1,209 Add




**C. 3-level w/Shelves** – Holds 18 cases  
**Taped Edge**  
Starter: 22" D x 50" W x 52" H  
Add-on: 22" D x 49" W x 52" H  
W\*W-TR50-3LS2HT \$902 / \$1,100 / \$603 Str  
W\*W-TR49-3LA2HT \$784 / \$956 / \$524 Add  
**Pattern Moulding**  
Starter: 23" D x 50" W x 54" H  
Add-on: 23" D x 49" W x 54" H  
W\*W-TR50-3LS2HP# \$993 / \$1,211 Str  
W\*W-TR49-3LA2HP# \$805 / \$982 Add

# See page 175 for moulding patterns and coding instructions



**D. 5-level w/Dividers** – 60 Bins Hold 30 cases  
**Taped Edge**  
Starter: 22" D x 50" W x 92" H  
Add-on: 22" D x 49" W x 92" H  
W\*W-TR50-5LS60BT \$1,731 / \$2,111 / \$1,168 Str  
W\*W-TR49-5LA60BT \$1,559 / \$1,901 / \$1,042 Add  
**Pattern Moulding**  
Starter: 23" D x 50" W x 94" H  
Add-on: 23" D x 49" W x 94" H  
W\*W-TR50-5LS60BP# \$1,948 / \$2,376 Str  
W\*W-TR49-5LA60BP# \$1,701 / \$2,074 Add



**E. 4-level w/Dividers** – 48 Bins Hold 24 cases  
**Taped Edge**  
Starter: 22" D x 50" W x 68" H  
Add-on: 22" D x 49" W x 68" H  
W\*W-TR50-4LS48BT \$1,469 / \$1,791 / \$982 Str  
W\*W-TR49-4LA48BT \$1,339 / \$1,633 / \$894 Add  
**Pattern Moulding**  
Starter: 23" D x 50" W x 70" H  
Add-on: 23" D x 49" W x 70" H  
W\*W-TR50-4LS48BP# \$1,565 / \$1,909 Str  
W\*W-TR49-4LA48BP# \$1,346 / \$1,641 Add

**NEWConcept Wine Units w/Dividers**

Starter and add-on units w/Dividers. Dividers create bins to hold 4 bottles down and 2 bottles up.  
Available with taped edge or pattern moulding (shown).



**F. 3-level w/Dividers** – 36 Bins Hold 18 cases  
**Taped Edge**  
Starter: 22" D x 50" W x 52" H  
Add-on: 22" D x 49" W x 52" H  
W\*W-TR50-3LS36BT \$1,059 / \$1,291 / \$708 Str  
W\*W-TR49-3LA36BT \$940 / \$1,146 / \$628 Add  
**Pattern Moulding**  
Starter: 23" D x 50" W x 54" H  
Add-on: 23" D x 49" W x 54" H  
W\*W-TR50-3LS36BP# \$1,267 / \$1,545 Str  
W\*W-TR49-3LA36BP# \$1,103 / \$1,345 Add

\*SPECIFY WOOD "O"=OAK, "M"=MAPLE,  
"K"=OAK MELAMINE, "E"=MAPLE MELAMINE